




Spritzgiessautomaten

Innovative into the Future – BOY-Injectioneering



Injection molding machine BOY 25 E



Most efficient technology with servo-motor pump drive



Optional EconPlast technology from screw diameter 18 mm



Optional LSR processing - precise from small to large

- Attractive price/performance ratio
- Robust, well thought-out design with cantilevered two-platen clamping unit
- High efficiency through low machine hour rates
- Generous tie bar and platen distances
- Optionally with high wear-resistant EconPlast technology (only with SP 82)

The BOY 25 E is based on a well proven design. Since 1968, more than 25.000 machines of this series have been delivered.

Significant innovation is the increase to 250 kN clamping force and the possibility of a differential injection, which provides increased injection speeds.

With further optimizations such as the use of high speed pistons and an hydraulic pump with 10 % more conveying volume, a clear increase of the machine speeds, improved dynamics and a shorter dry cycle time could be achieved.

The BOY 25 E is characterized by highest precision and reliability. With a footprint of 2.1 m², the extremely compact injection molding machine is simple, clear and ergonomic-

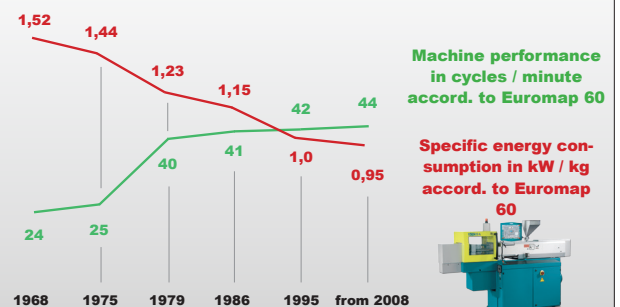
ally designed. The cantilevered clamping unit features easy access and room for numerous options including automated systems.

Six different sized injection units combined with seven different screw diameters offer a wide range of individual equipment options.

Thus, higher injection speeds are possible by differential injection with the 250-11, 250-16, and the 250-39 units.

A multitude of thermoplastics, elastomers, silicones and thermosets as well as metals and ceramics (PIM-Technology) can be processed trouble-free on the BOY 25 E.

Technology development of BOY 22 / BOY 25 E



- 1 The machine design features the best ergonomics and efficient operation.
- 2 The ejector chute, open on three sides, guarantees optimum removal of the molded parts.
- 3 Easy handling and flexibility with regard to additional equipment due to the cantilevered clamping system.
- 4 Optimum control technology with intuitive operation concept.
- 5 Robust machine design with integrated oil tank.



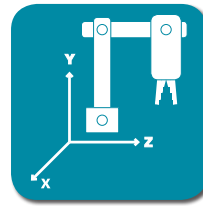
Servo-Drive



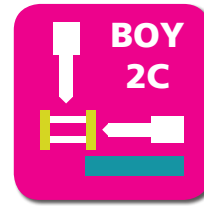
Control



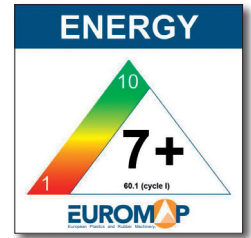
Injection Unit



Automation



Multi Component



The specified efficiency classification is achievable depending on the respective machine equipment.

Equipment

Injection unit

Pivoting injection unit	-
Preset screw speed values with ramping transition	■
Cold start protection	■
Number of set points of injection speed	9
Number of set points of injection pressure	9
Start of holding pressure dependent on hydraulic pressure. stroke and time	■
Start of holding pressure, cavity pressure-dependent	□
Number of set points of holding pressure	9
Production monitoring at start of holding pressure	■
Closed loop control for the complete injection profile and back pressure	■
Control for intrusion-injection (not for BOY 2C XS)	■
PID microprocessor-controlled heating zones for cylinder + nozzle set and temp. display	■
Hydraulically actuated needle shut-off nozzle (pneumatic for XS-LSR)	○
Slide-away for quick material change (25 + 35 + 60 VV / 35 HV / 2C M without hopper)	○
Automatic material loader / feeder	□
Adjustable nozzle force	■
Delayed nozzle retraction	■
Servo-electric screw drive (separate feed line required)	○
High wear-resistant plasticizing units	○
High wear-resistant EconPlast unit	○
Speed injection (not for BOY 2C XS)	○
Clamping force build-up can be activated parallel to injection	-
Electromechanical injection movement	-

Clamping unit

Reduced mold height by 50 mm	□
Moving platen support to improve the precision when using large molds	-
Number of set points of mold closing / opening speed	9
Number of reopening attempts after mold closing	■
Hydr. ejector with adjustable pressure, speed, position + no. of strokes, intermediate stop position	■
Hydraulic ejector with adjustable stroke 80 mm (for XS E = 50 mm)	■
Hydraulic ejector with adjustable stroke 130 mm	○
Hydraulic ejector with adjustable stroke 150 mm and 42.7 kN force	-
Electromechanical ejector 150 mm	-
Hydraulic unscrewing device, one or two directions of rotation with intermediate stop	□
Hydraulic unscrewing device, two directions, proportional valve and pulse generator	□
Core pull control with 4/3 way directional control valve and freely selectable operational programs	□
Injection compression (coining) and breathing with mold degassing control	□
Hydraulic guard safety device	■
Self adjusting mechanical drop bar safety system with electronic monitor	□
Safety gate for handling devices	○
Electronically operated safety gate	-
Selection flap	○
Air ejection	□
Mold lifting crane	-
Simultaneous ejector movement (with double pump/Electric)	-
Integrated sprue picker	□
Mold holder 75 x 75 mm	-

Electronics

USB interface for access and data exchange	■
Interface kit: Serial/Temperature device, USB and Ethernet	□
OPC interface	□
4 freely programmable inputs/outputs	□
Piece counter	■
Preselect cycle counter with auto shut-off	■
Grounded socket outlet 230 V ~ / 10 A, (alternatively switched)	■(□)
CEE socket outlet 400 V ~ / 16 A (alternatively switched)	□(□)
Socket distributor 400 V ~ switched + 230 V ~ (Standard supply 32 A)	-
Socket distributor 400 V ~ / 230 V ~ switched (separate feed line required)	□
Energy distributor with four fixed connections, up to 5 x 400 V CEE + 3 x 230 V (sockets can be switched off optionally). Standard supply 125 A / 5 x 50 mm ²	□
Switch cabinet ventilation	■
Standardized interface for handling units EUROMAP 67	□
Separate feeder (heating and motor current)	■
7-day timer	■
Additional temperature control	□
Brush control	□
Connector for safety switch to inhibit mold closing	□
Integrated hot runner control, 8/16-fold (separate feed line required)	□
Air conditioning unit for control cabinet	□
Alarm signal with sound	□

Hydraulics

Electronically controlled variable pump	-
Servo-motor pump drive (Servo-drive)	■
Oil preheating circuit automatic	■
Oil temperatur gauge / Controlled oil cooling / Oil level indicator	■
Oil level and temperature monitoring	■
Proportional valve with stroke feedback and positioning action for clamp unit	-

General

Cooling water distributor with electric shut-off valve for injection mold	○
Temperature control for feet throat	□
6- / 8-zone water distributor	○
Tool kit	□
Spare parts package	□
Oil filling	□
Anti-vibration mounts	■

■ standard ○ alternatively □ optional - not available

You would like to learn more about this BOY injection molding machine?



Technical Data and Equipment (complete overview)



Competence brochure



Boy Machines, Inc.
199 Philips Road
Exton, Pennsylvania 19341

Phone: (610) 363-9121
Fax: (610) 363-0163
sales@boymachines.com
www.boymachines.com



BOY-APP
free of charge at
http://app.dr-boy.de

